



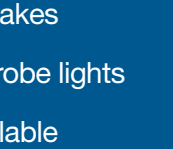






Options

- Modular weight racks with room for up to 40 standard "suitcase" weights 
- Several hitches available in a variety of category II through category V options
- Scale kit with monitor and optional printer 
- Heavy duty rear drawbar 
- Heavy duty rear bumper 
- Exterior ladder 
- Axle options: Powered, Adjustable or Braking 
- Front and rear screened, plexiglass or solid end panels 
- Hydraulic assist wheel motors
- High capacity brakes
- High intensity strobe lights
- Tire options available for variety of needs and harvesting requirements
- Several configurations of straight or flared extensions



100 Bean Street
Clear Lake, WI 54005

tel 715.263.2112
800.628.6196
www.oxbocorp.com



Specifications

Dump pivot height	9 to 15 ft (2743-4572 mm)		
Overall height	11 ft 2 in (3404 mm)		
Loading height (standard box)	10 ft 7 in (3226 mm)		
Loading height (lowside box)	7 ft 10 in (2387 mm)		
Overall box width	10 ft 10 in (3302 mm)		
Dump tilt angle	43°		
Ground clearance	19.5 in (495 mm)		
Hub spindle rating/side	20,000 lbs (9072 kg)		
Hydraulic pressure requirements	2000 psi (136 bar)		
Wheel track*	120 in (3048 mm) 124 in (3150 mm)		
Dump cycle time**	2 minutes		
Front lift cylinder size	5.5 x 74.5 in (139.7 1892.3 mm)		
Rear lift cylinder size	4.75 x 74.5 in (120.65 x 1892.3 mm)		
Tilt cylinder size	5 x 69 in (127 x 1753 mm)		

Model	3518	3521	3524
Length of box	12 ft (3658 mm)	14 ft (4268 mm)	17.3 ft (5273 mm)
Capacity (with standard box)	651 cu ft (18.43 cu m)	760 cu ft (21.52 cu m)	869 cu ft (24.61 cu m)
Capacity (with lowside box)	498 cu ft (14.10 cu m)	582 cu ft (16.48 cu m)	665 cu ft (18.83 cu m)
Load capacity	22,500 lbs (10206 kg)	26,250 lbs (11907 kg)	30,000 lbs (13608 kg)
Ballast weight	2,500 lbs (1134 kg)	3,200 lbs (1452 kg)	4,000 lbs (1814 kg)
Shipping weight***	17,750 lbs (8051 kg)	19,200 lbs (8709 kg)	21,500 lbs (9752 kg)

*Wheel track dependent on tire option
**Cycle time directly proportional to hydraulic supply outlet
***Tire size and/or options will vary shipping weight and dimensions



Descriptions and specifications subject to change without notice. ©2015 Oxbow International Corp. a member of the Ploeger Oxbow Group 3515.pdf



35 Series



dump carts

Variable dump pivot height: Lift only as high as necessary to transfer the load

Modular design box: Easily replace segments without cutting or welding for long life, and increased durability

3-inch pivot pins: Robust and stable design

Optional Adjustable pole: Choice of short, standard pole or long pole are easy to adjust in length

.50" thickness steel main frame: Built to deliver consistent, dependable performance in tough field conditions

High flotation large diameter tires: Deliver less ground compaction

Choice of axle width: 120-inch wheel centers or 3.5 meter overall width



35 Series

Based on the proven design of Oxbow's 15 series dump carts, the modular design of the Oxbow 35 series delivers unprecedented durability and maximum design flexibility. Made to reliably cycle thousands of times, Oxbow dump carts load low and dump high.

Dumpcart Benefits

- Ability to "dump-on-the-go". Less start and stop cycles on harvester
- High flotation tires less damaging to your fields and equipment
- Continuous harvester production
- Prevent wear and tear to highway transport equipment from adverse field conditions

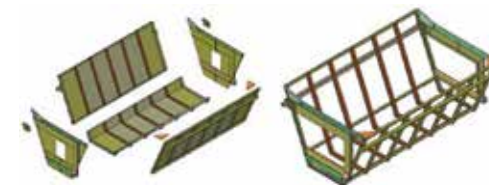
Oxbow benefits

- Rapid cycle time: 2 minutes or less to full dump height, dump and return

- 3 models customizable for your needs: 3518, 3521, 3524

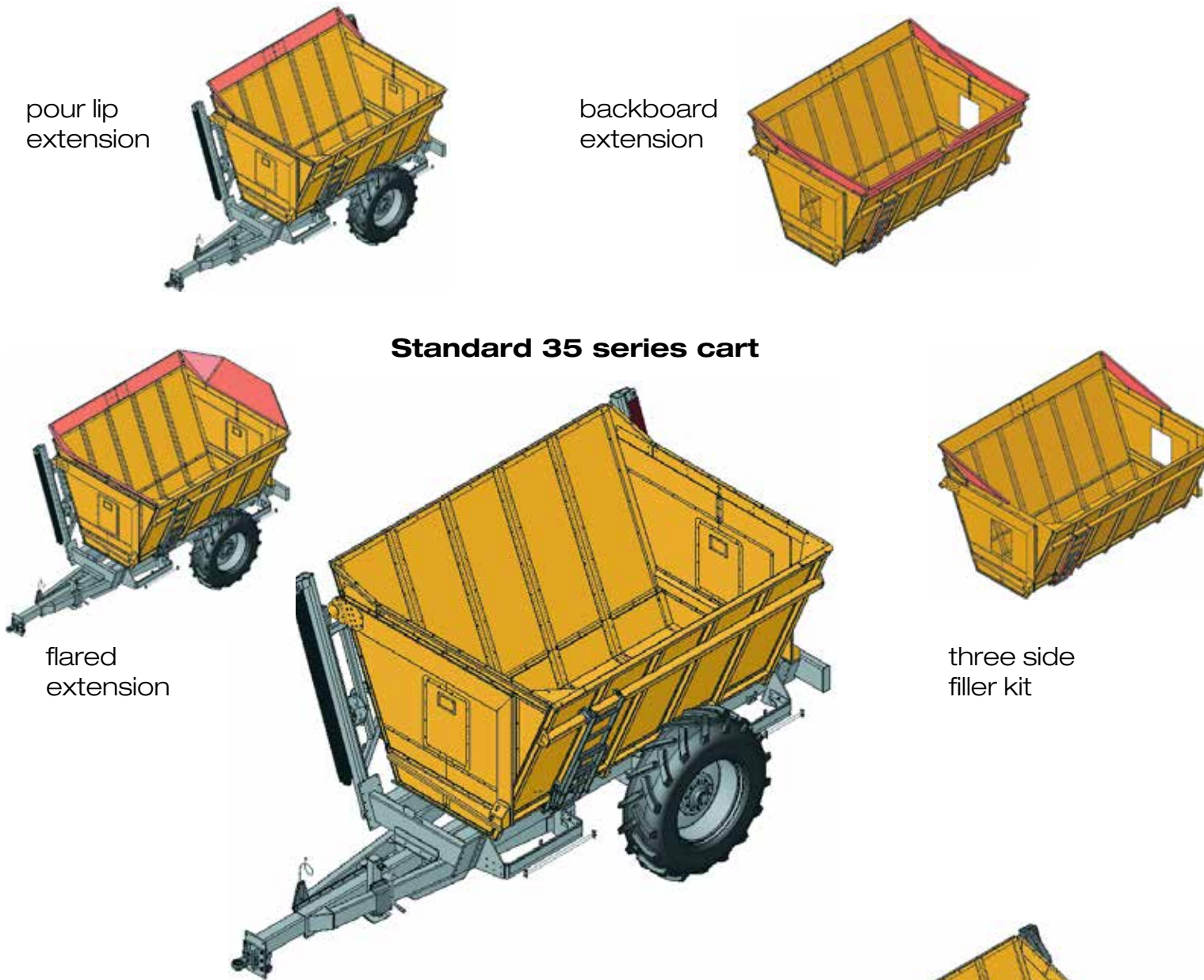
Innovative Box Design

- Designed with the ability to break down for economical transport, including containerized shipment



- Enhanced length to width ratio for vehicle loading benefits in many crops
- Available with standard or lowside box. Optional extension kits available to configure carts for individual harvesting needs

Optional side configurations



Standard 35 series cart

Lowside 35 series cart

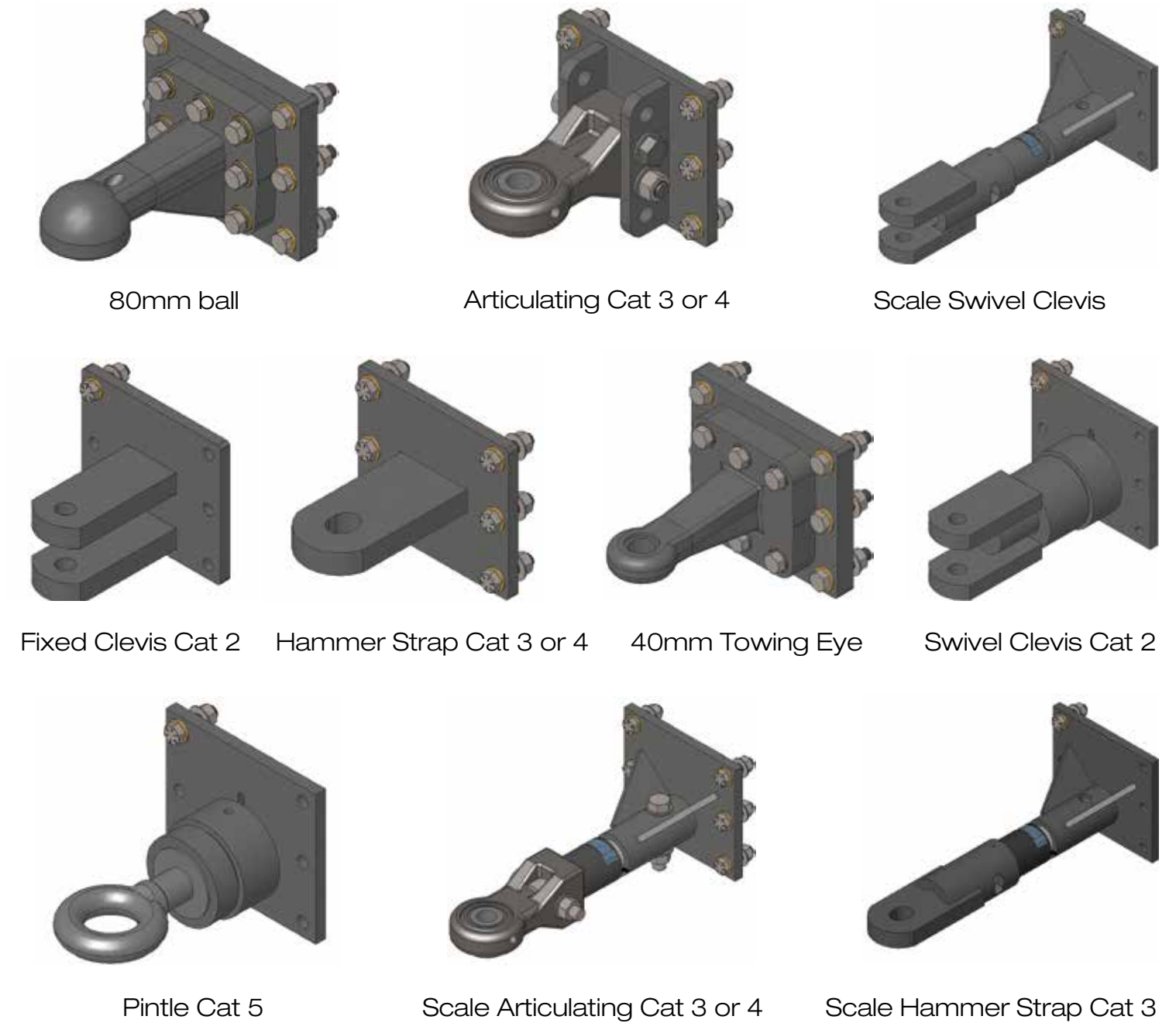


low side to standard

pour lip

low side with pea extension

Optional hitch configurations



80mm ball

Articulating Cat 3 or 4

Scale Swivel Clevis

Fixed Clevis Cat 2

Hammer Strap Cat 3 or 4

40mm Towing Eye


Swivel Clevis Cat 2

Pintle Cat 5

Scale Articulating Cat 3 or 4

Scale Hammer Strap Cat 3

Optional pole configurations



Standard adjustable

Fixed pole

Long adjustable pole

Short adjustable pole